

LAVAL VIRTUAL

MY FIRST STEPS IN VIRTUAL WORLDS

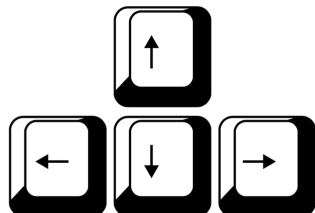
HOW TO MOVE AROUND

Use the arrows of your keyboard to walk.



Space bar

LOCK/UNLOCK YOUR VIEW

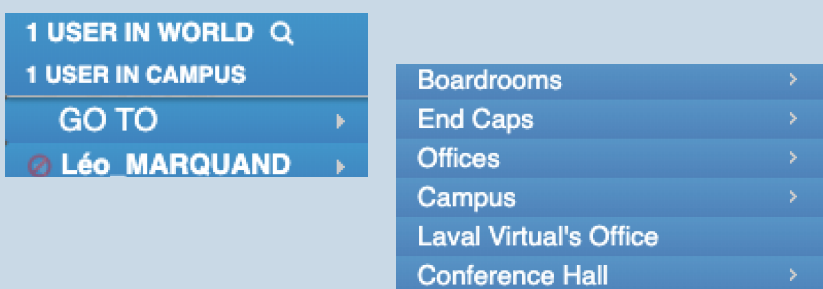


Shift

PRESS AND HOLD TO RUN

HOW TO ACCESS VIRTUAL PLACES

At the top left of your screen, you can use the **GO TO menu** to teleport. Click on the area you want to go to.

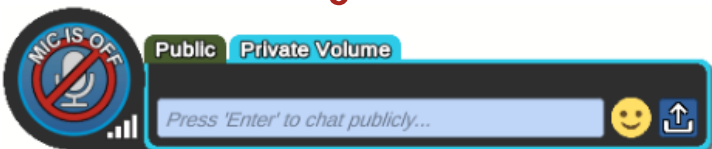


INTERACT WITH OTHER PEOPLE

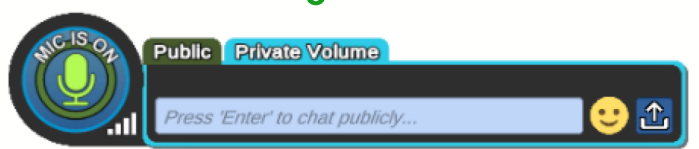
Once connected, you can talk with other avatars using your microphone or typing in the chat at the **bottom left of your screen**.

Clic on the mic button to start and end discussions.

Red sign : mic is off



Green sign : mic is on

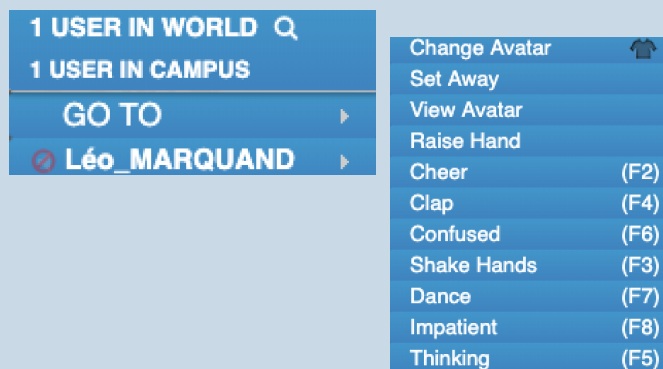


You can write in the **public tab** to communicate with other participants by chat. You can **send a private message** to anyone by clicking on their name at the top left corner and then clicking on *send a private message*.

GIVE LIFE TO YOUR AVATAR

By clicking on your name at the top left of your screen, you'll find emotes to animate your avatar.

Change Avatar gives you access to the closet to change the appearance of your avatar.



VOCABULARY

Spatialized sound: the voice volume of avatars decreases as the distance between avatars increases.

For example, at the reception or on the beach.

Normal sound: the volume of the voices of the avatars is constant regardless of the distance between the avatars.

For example in private chat areas.

Private discussion area: area circled by a blue line on the ground that isolates avatars from external conversations